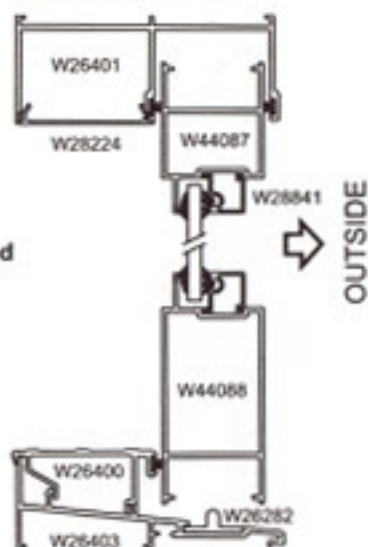


Single Slider Limitations :

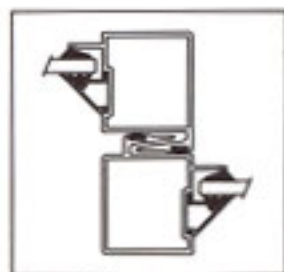
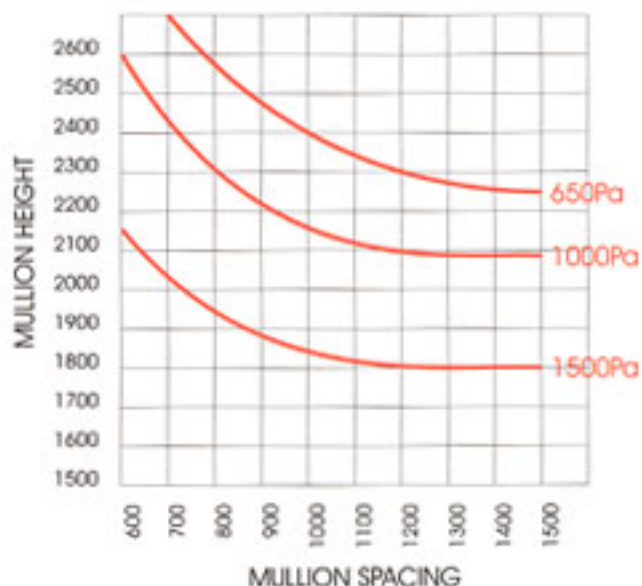
Standard Interlocker:
 650Pa - 3600W x 2400H
 1000Pa - 3600W x 2200H
 1500Pa - 3600W x 2100H

All doors over 2100 high should be fitted with a midrail

Section B-B

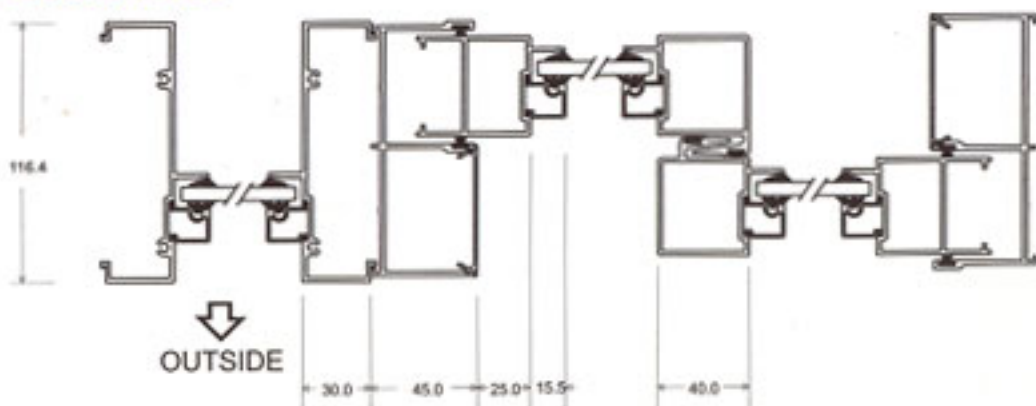


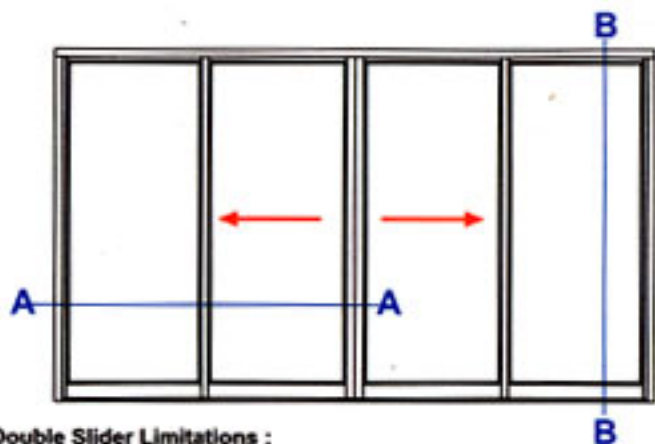
Approximate Interlocker Limitation



Angled Glazing

Section A-A



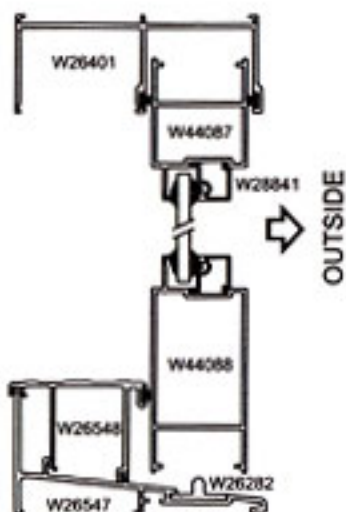


Double Slider Limitations :

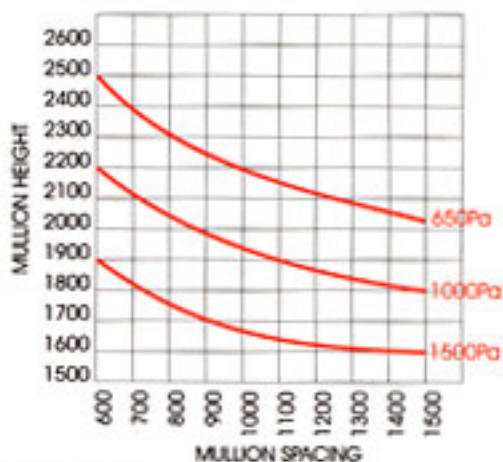
Standard Astragal:
 650Pa - 6000W x 2100H
 1000Pa - 4800W x 1900H
 1500Pa - 4800W x 1650H

Heavy Duty Astragal:
 650Pa - 6000W x 2400H
 1000Pa - 6000W x 2200H
 1500Pa - 6000W x 2100H

Section B-B



Approximate Limitation Standard Astragal



Alternative Standard Astragal

Section A-A

